

Thatcher activity 1

Match a thatcher

Age range:
7-11

Duration:
Approx 60 minutes
to include worksheet
activity


Aim

For pupils to learn about thatching and what the job involves.

Learning objectives

Pupils should learn:

- What thatching is and how it is done
- About the qualities and skills a thatcher needs
- How job interviews are carried out



Curriculum links

England

- National Curriculum Citizenship: 1e, 4b
- English: En1 4a, 4b

Wales

- National Curriculum English: Skills – Oracy 1, 2, 3, 4, 6, Reading 3, 5, 6 1b,
- Writing 1, 8
- Welsh: Skills – Oracy 1, 2, 3, 4, 6, Writing 1, 8



Materials and equipment

- Rough books and pens/pencils
- Computers with Internet access
- Encyclopaedias of various types, plus dictionaries
- Copies of Worksheet Th1 (one per pupil if required – see below)



Key vocabulary

thatcher, thatch, straw, reeds, roof, occupation, apprentice, mock interviews



Running the activity

a) Introduction:

Go to **Village > Thatcher** to show the pupils the Thatcher video. Ask them what a thatched roof is made from. Why do most new houses use tiles? What is the attraction of thatch? **Explain that the pupils are going to find out about thatching and then hold mock interviews for a new thatcher's apprentice.**

b) Worksheet:

Worksheet Th1 helps pupils to focus on the task and carry out their research to learn more about the job. It will also help them to formulate questions to ask if they take on the role of interviewer.

c) Information:

Direct pupils to the thatcher information page at **Village > Thatcher** to find out more about the thatcher's job (or give them printouts). If time allows, pupils can carry out further Internet research. **Once pupils have spent 15–20 minutes researching about thatching, the interviews can take place.**

- Ask what an apprentice is
- Explain that new thatchers learn their job by working alongside experienced thatchers
- Ask for a volunteer to be the thatcher's assistant and sit in front of the teacher's desk
- Begin the mock interview by asking some general questions: Where do you live? What can you tell us about yourself? Why do you want this job? Etc.
- Ask one more question, e.g. 'Why do you think you'll make a good thatcher?' then let another volunteer come forward, plus ask if anyone else would like to take over the role of interviewer.

d) Questions:

Ask 4–5 questions in each interview, using different volunteer interviewers. Explain how employers look for several qualities and other factors such as experience and qualifications when carrying out job interviews, then discuss the candidates as a panel.

e) Vote:

Vote for the best thatcher's assistant to see who gets the 'job'.


Extension activities

- 1 Create a display about thatching with photos, facts, drawings, descriptions, quotes, information, diagrams and more.
- 2 Watch some videos of thatching being carried out. Type 'thatching' (not thatcher) into Youtube to find these.
- 3 Try Thatcher activity 2 for some practical ideas.




Background information for teachers

Go to **Teachers > Useful links** to find out more about thatchers and their work.



Th1: Match a thatcher



Your class is going to hold some mock interviews to find a new thatcher's apprentice.

Use a dictionary or encyclopaedia to answer these questions:

1. What is thatching?

2. What is an apprentice?

Go to **Village > Thatcher** on the Countryside Investigator website and use a web search engine such as Google to answer these questions:

3. What materials are used for thatch?

4. How is thatch held on the roof of a building?

5. Do only old houses have thatched roofs?

6. Does thatch keep the rain out?

7. How long do thatched roofs last?

Now think of three interview questions that a thatcher might ask someone applying to be a thatcher's apprentice. Here are some ideas to help you:

- Different jobs need different qualities
- Thatching is outdoor work
- Thatching needs practical skills
- It takes place high up on roofs
- Only people who really want the job should try it

Q1

Q2

Q3

Finally, on the back, draw a typical thatched house or cottage using a photo to help you.

