

Shopkeeper activity 1 **Shop drop**

**Age
range:**
7-11

Duration:
Approx 60 minutes
to include worksheet
activity


Aim

For pupils to learn about the way in which rural communities are changing and how this affects life, by looking at village shop closures.

Learning objectives

Pupils should learn:

- About the factors that are leading to village shop closures
- How the populations of rural communities are changing
- How loss of a rural shop/Post Office affects the community



Curriculum links

England

- National Curriculum Citizenship: 1a, 2a, 2e, 2j, 4b
- English En1 4a, 4b, 4c
- Geography 3e, 4b

Wales

- National Curriculum English: Skills – Oracy 1, 2, 3, 4, Writing 1, 2, 3, 4, 5
- Welsh: Skills – Oracy 1, 2, 3, 4, Writing 1, 2, 3, 4, 5
- Geography: Skills – Understanding places 1, 3, Investigating 1, 3, Communicating 1, 3

Materials and equipment


- Rough books and pens/pencils
- Copies of Worksheet Sh1 (one per pupil if required – see below)

Preparation

This activity involves drama in the form of roleplay and so pupils should be familiar with how this works. The worksheet will help pupils to focus on the issues, so may best be completed before the drama.

Key vocabulary

shopkeeper, rural, community,
post office, commuter, resident,
competition, village



Running the activity

a) Introduction:

Begin by asking the class what might be found in a village apart from houses. Make a list that might include church, school, pub, playground, shops, farms, etc. Ask why these things are important. Explain that village shops are much smaller than supermarkets and often sell a wide range of goods but have limited choice. Go to **Village > Shopkeeper** and show the pupils the **Shopkeeper** video. This will set the scene and give them more information about village shops and how they are changing. Explain that many small villages have lost facilities such as schools, churches and shops over the years and that in most cases this has badly affected the communities. Ask how the closure of a village's only shop or Post Office would affect it and why. Discuss the reasons why many village shops have closed (see Worksheet Sh1).

b) Worksheet:

To help pupils think about the issues, each pupil can be given a copy of **Worksheet Sh1**. This lists some reasons for closure of rural shops. It is important not to spend too long on discussion or the worksheet initially, however, as the main focus of the activity is drama.

c) Roleplay preparation:

The idea of the roleplay is to give pupils roles involving a typical village shop/Post Office to help them understand the issues around closure of rural shops. Initially pupils are paired, with each pair playing the same roles, chosen from the following:

- Elderly village residents
- Commuters (ensure that pupils understand what this means)
- Local farmers
- Young family new to the village
- Holidaymakers staying in local B&B
- Ramblers passing through the village
- Local pupils



d) Groups:

First the pairs are grouped into fours and one pair is chosen to play the shopkeepers of the village shop/Post Office. In the scene, the other pair walk into the shop and the shopkeepers ask them what they think of the shop and how much they use it. If they don't use it much they should be asked why, and what would make them use it more. They can also be asked why the shop is important to them and how closure might affect them. After five minutes, the roles can be reversed so that each pair gets a chance to see the issues from the other perspective.

e) Different roles:

The pairs/fours can be swapped around so that the pupils get to work with different roles. After about 20 minutes, the class should be brought back together to see what has been learned from the exercise. The worksheet can then be completed.

f) Class activity:

To reinforce learning in a fun way go to **Village > Shopkeeper > Game** and complete the **shopkeeper game** on the interactive whiteboard as a whole class activity. The game teaches pupils about the importance of individual contact and customer needs in a village shop.




Extension activities


- 1 Compare this issue with what has happened in towns/cities where small independent shops have closed due to competition from supermarkets and large shopping centres.
- 2 Write a letter to (fictitious) local councillors to persuade them to keep open the local village shop/Post Office.
- 3 How can village shops be made more appealing? Some rural shops are doing well by concentrating on local produce, especially food, and carrying out deliveries or selling unusual items to appeal to tourists. Shopkeeper activity 2 looks at this whole area.



Background information for teachers

Go to **Teachers > Useful links** to find out more about village shopkeepers and their work.





Sh1: Shop stop

Many villages have lost their village shop or Post Office in recent years and this has affected the community in many ways. This worksheet will help you to think about why this is happening.

1. Here is a list of people who might use a village shop. Number them in order of who you think would use a village shop most (1) to who would use it least (7).

- Elderly village residents
- City commuters (people who travel to a city to work each day)
- Local farmers
- Young family new to the village
- Holidaymakers staying in local Bed & Breakfast accommodation
- Ramblers passing through the village
- Local children


2. Here are some things that might be a problem for village shops. For each one, write why it might be a problem. Remember what the shopkeeper in the video said.


a) Competition from supermarkets in nearby towns

b) High prices

c) Lack of choice of things to buy

d) Lots of people owning cars





Sh1: Shop stop

3. If a village Post Office/shop closes, how would this affect the village? Write three ways.

1. _____

2. _____

3. _____

4. How could more village shops be kept open?

On the back

Design a shop front for 'Dunley Village Store' to make it appealing.

