

Gamekeeper activity 1

What is it like to be a gamekeeper?

Age
range:
7-11

Duration:
Approx 45 minutes


Aim

For pupils to learn what being a gamekeeper involves and what skills might be needed.

Learning objectives

Pupils should learn:

- About the many roles that gamekeepers carry out
- About the personal qualities needed to be a gamekeeper
- How gamekeepers are involved in the conservation of the English countryside.



Curriculum links

England

- National Curriculum Citizenship: 1a, 1b, 1e, 2e, 4b
- English: En1 3a

Wales

- National Curriculum English: Skills – Oracy 1, 2, 3, Writing 1, 4, 5
- Welsh: Skills – Oracy 1, 2, 3, Writing 1, 4, 5

Materials and equipment



- Rough books and pens/pencils
- Copies of Worksheet Ga1 (one per pupil if required – see below)

Preparation

Go to [Farm > Gamekeeper](#) where pupils can watch the gamekeeper video and see the gamekeeper facts page before or at the start of this activity.

Key vocabulary

gamekeeper, wildlife, game birds, pheasant, partridge, grouse, nesting, habitat, conservation, protection, poaching, shooting, budget



Running the activity

a) Introduction:

After seeing the Gamekeeper video and information, ask the pupils what sort of person would make a good gamekeeper and why. Discuss why the job is important in rural areas. Which parts of the job would the pupils enjoy doing and why?

b) Worksheets:

Using Worksheets Ga1, pupils find out how which aspect of a gamekeeper's job would be the most popular. Clear up any potential misunderstandings arising from the worksheet, e.g. explain what poaching is.

c) Discussion:



When the pupils have filled in the worksheets, the scores can be announced and the class can find out which of the gamekeeper's jobs is the most popular and which is the least popular. Compare girls' and boys' scores (perhaps work out the two averages) and discuss the differences. Find out what sort of jobs and careers the pupils would like to have in the future.

Extension activities



- 1 Carry out some research about British game birds and find out why they are so highly prized. Facts can be illustrated with life-sized paintings or drawings of the birds.
- 2 Gamekeepers often wear traditional country clothing (but not always). Find some photos of current gamekeepers using Google Images and talk about what they wear and why. Mention colours, fabrics and styles. Gamekeepers need hard-wearing outdoor clothes which will stand up to bad weather and offer a degree of camouflage to help them deal with pests.
- 3 Discuss how people go about getting various jobs when they grow up, mentioning the importance of school subjects, exams and qualifications as well as interviews, presentation, experience and personal qualities.

Background information for teachers

Go to Teachers > Useful links to find out more about gamekeepers and their work.



Gal: What is it like to be a gamekeeper?



To help you imagine what it's like to be a gamekeeper, look at the 10 tasks that gamekeepers do. Decide how much you'd enjoy doing these tasks and give each task a score out of 10.

Then write a comment for each task about why you would/wouldn't enjoy doing it.

Add up the scores at the end to get your total score.

Task	Score (out of 10)	Comment
Raising birds		
Protecting wildlife		
Looking after woodlands and hedgerows		
Organising people		
Cutting back weeds		
Dealing with rats		
Helping to stop pollution		
Working with dogs		
Stopping poachers from stealing animals		
Managing a budget (money to spend on doing the job)		
TOTAL SCORE		

